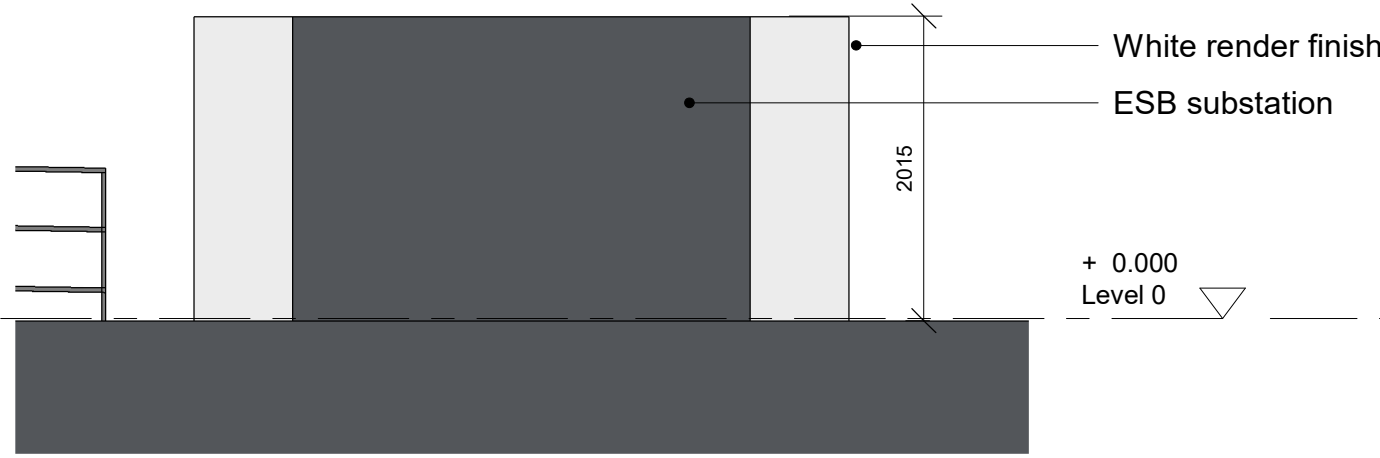


1 ESB Substation Plan
1 : 50




2 ESB Substation Front Elevation
1 : 50

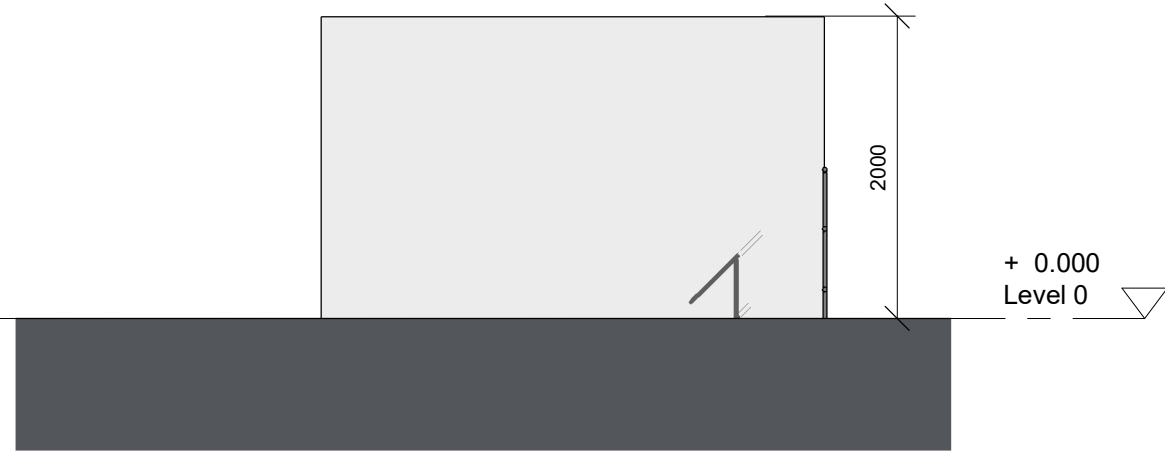
NORTH POINT VARIES



3 ESB Substation Side Elevation 2
1 : 50



4 ESB Substation Rear Elevation
1 : 50



5 ESB Substation Side Elevation 1
1 : 50



6 ESB Substation Locations
1 : 1000

Notes:
DO NOT SCALE FROM THIS DRAWING. USE FIGURED DIMENSIONS IN ALL CASES. VERIFY DIMENSIONS ON SITE AND REPORT ANY DISCREPANCIES TO THE ARCHITECTS IMMEDIATELY. THIS DRAWING TO BE READ IN CONJUNCTION WITH THE ARCHITECTS SPECIFICATION. © THIS DRAWING IS COPYRIGHT AND MAY ONLY BE REPRODUCED WITH THE ARCHITECTS PERMISSION.

Drawing Notes:

NOT FOR CONSTRUCTION

Rev	Description	Date	Dm
D	FI Response	01/10/25	AG
C	FI Response	28/09/25	AG
B	Client Name Updated	11/06/25	AG
A	Planning Issue	04/06/25	AG

Crawford
Architecture
The Building Block
Bridge Street, Sligo
F91 XYZN
T: +353 71 930 0090
E: john@crawfordarchitecture.ie

Project:
Forrest Road
Swords,
Co. Dublin
Client:
Golden Port Homes Limited

Drawing Title:
ESB Substation

Job No 23039	Date 03/06/25	Scale@A1 As indicated
Status S2 - Suitable for Information	Drawn By: AG	Checked By: JC
Purpose 3.0 Planning	Revision D	
Drawing Number 23039-CRA-XX-XX-DR-A-31131		

A1 Landscape