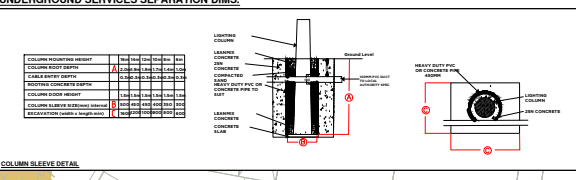
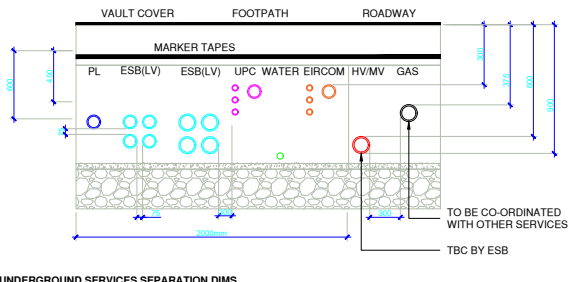
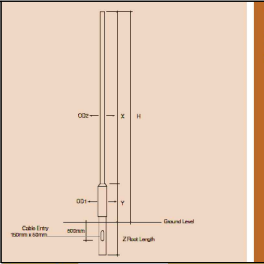




Root Mounted											
Ref	1	2	3	4	5	6	7	8	9	10	11
1001R2	5m	800	70	100	200	1000	-	-	-	50	100
1001R3	5m	1000	70	100	400	1000	-	-	-	50	100
1001R4	5m	1000	80	100	600	1000	-	-	-	80	100



This drawing is copyright. No part of this document may be re-produced or transmitted in any form or stored in any retrieval system of any nature without the written permission of the copyright holder, except as agreed for use on a project, for which the document was originally issued.

SITE SERVICES – ELEMENT 50

- NO SERVICE CONNECTION SHALL CROSS THE PUBLIC ROAD TO REACH ETU.
- THE LOCATION OF THE SERVICES ARE INDICATIVE ONLY AND SUBJECT TO APPROVAL FROM THE RELATIVE SERVICE PROVIDERS AND STATUTORY BODIES.
- THE ILLUSTRATED POSITION OF THE EXISTING WORKS IS SITE SPECIFIC AND SHALL BE DETERMINED ON SITE BY THE ENGINEERS REPRESENTATIVE.
- THE INFORMATION ON THIS DRAWING IS COMPILED FROM RECORDS SUPPLIED TO THE ENGINEER.
- ANY DEPARTURES FROM ROUTES SHOWN ON THIS DRAWING TO BE AGREED WITH THE ENGINEER.
- IT WILL BE RESPONSIBILITY OF THE CONTRACTOR TO LOCATE ALL SERVICES BY HAND EXCAVATION PRIOR TO CONSTRUCTION OR ANY MECHANICAL EXCAVATION.
- IT SHALL BE THE RESPONSIBILITY OF THE CONTRACTOR TO PROTECT, PRESERVE AND REINSTATE ALL SERVICES TO THE REQUIREMENTS OF THE RESPECTIVE UTILITIES.
- FINAL POSITION OF ALL BOUNDARY BOXES, CHAMBERS, MAN HOLES, ABOVE GROUND PILLARS & CABINETS TO BE AGREED WITH THE LANDSCAPE ARCHITECT.
- ALL ESB & STREET LIGHTING STRICTLY IN ACCORDANCE WITH ESB GUIDELINE INCLUDING SEPARATION DISTANCES BETWEEN PILLARS & OTHER SERVICES
- ALL SERVICES BOXES, MANHOLE CHAMBERS, ABOVE GROUND PILLARS & CABINETS TO BE POSITIONED ON PUBLIC LAND.

SITE SERVICES LEGEND – ELEMENT 50

ESB	ESB Ø125 RED DUCT
PL	PUBLIC LIGHTING DUCT
ESB MINI PILLAR	
ESB MICRO PILLAR	
P	PUBLIC LIGHTING CHAMBER
TYPE B COLUMN DETAILS	
HEIGHT	: 6m
COLUMN QUANTITY	: 33
LANTERN DETAILS	
AVERAGE WATTAGE (CLO)	: 12 LED 3000K G4
MAKE & MODEL	: VEE-LITE METRO STREETLIGHT
MF	: 19W LED STREET OPTIC R01
TYPE C COLUMN DETAILS	
HEIGHT	: 8m
COLUMN QUANTITY	: 8
LANTERN DETAILS	
AVERAGE WATTAGE (CLO)	: 16 LED 3000K G4
MAKE & MODEL	: VEE-LITE METRO STREETLIGHT
MF	: 35W LED STREET OPTIC R03
TYPE D COLUMN DETAILS	
HEIGHT	: 6m
COLUMN QUANTITY	: 7
LANTERN DETAILS	
AVERAGE WATTAGE (CLO)	: 8 LED 3000K G4
MAKE & MODEL	: VEE-LITE METRO STREETLIGHT
MF	: 14W LED STEERN OPTIC R01

P1-P03	12.06.25	ISSUED FOR REVIEW/COMMENTS
P1-P02	09.06.25	ISSUED FOR REVIEW/COMMENTS
P1-P01	27.05.25	ISSUED FOR REVIEW/COMMENTS
Rev:	Date:	Note:

Avonlea House,
Riverside,
Arklow,
Co. Wicklow
0402 20612
info@fallondesign.ie
www.fallondesign.ie

Architect:
CRAWFORD ARCHITECTURE

Project:
**FOREST ROAD, FORREST GREAT,
SWORDS, CO. DUBLIN**

Scale @ A1:	Date:	Drawn by:	Checked by:	Approved by:
1:500	MAY 2025	MS	KZ	
Dwg. SITE SERVICES - PUBLIC LIGHTING				
Dwg No.	PROJECT IDENTIFICATION	ORIGINATOR	SYSTEM	SERIAL
	FRS-FDE-60-SW-DR-EE-1000			
Revision:	Revision:			
	P1-P03			
Issue:	Project No.			
	2507			